










# Harford County Recycling Schedule






Check with your hauler or HOA if you are unsure of which day of the week is recycling collection day.






## 2009







 <b>WHITE WEEKS:</b> Paper Products pickup.	 <b>BLUE WEEKS:</b> Glass, Plastic and Metal Containers pickup.
---	---






January							
.	S	M	T	W	T	F	S
					1	2	3
	4	5	6	7	8	9	10
	11	12	13	14	15	16	17
	18	19	20	21	22	23	24
	25	26	27	28	29	30	31






February							
.	S	M	T	W	T	F	S
	1	2	3	4	5	6	7
	8	9	10	11	12	13	14
	15	16	17	18	19	20	21
	22	23	24	25	26	27	28







March							
.	S	M	T	W	T	F	S
	1	2	3	4	5	6	7
	8	9	10	11	12	13	14
	15	16	17	18	19	20	21
	22	23	24	25	26	27	28
	29	30	31				






April							
.	S	M	T	W	T	F	S
				1	2	3	4
	5	6	7	8	9	10	11
	12	13	14	15	16	17	18
	19	20	21	22	23	24	25
	26	27	28	29	30		
















May							
.	S	M	T	W	T	F	S
						1	2
	3	4	5	6	7	8	9
	10	11	12	13	14	15	16
	17	18	19	20	21	22	23
	24	25	26	27	28	29	30
	31						

June							
.	S	M	T	W	T	F	S
		1	2	3	4	5	6
	7	8	9	10	11	12	13
	14	15	16	17	18	19	20
	21	22	23	24	25	26	27
	28	29	30				

July							
.	S	M	T	W	T	F	S
				1	2	3	4
	5	6	7	8	9	10	11
	12	13	14	15	16	17	18
	19	20	21	22	23	24	25
	26	27	28	29	30	31	

August							
.	S	M	T	W	T	F	S
							1
	2	3	4	5	6	7	8
	9	10	11	12	13	14	15
	16	17	18	19	20	21	22
	23	24	25	26	27	28	29
	30	31					

September							
.	S	M	T	W	T	F	S
			1	2	3	4	5
	6	7	8	9	10	11	12
	13	14	15	16	17	18	19
	20	21	22	23	24	25	26
	27	28	29	30			

October							November							December									
	S	M	T	W	T	F	S		S	M	T	W	T	F	S		S	M	T	W	T	F	S
					1	2	3		1	2	3	4	5	6	7				1	2	3	4	5
	4	5	6	7	8	9	10		8	9	10	11	12	13	14		6	7	8	9	10	11	12
	11	12	13	14	15	16	17		15	16	17	18	19	20	21		13	14	15	16	17	18	19
	18	19	20	21	22	23	24		22	23	24	25	26	27	28		20	21	22	23	24	25	26
	25	26	27	28	29	30	31		29	30							27	28	29	30	31		

### ENJOY THE CONVENIENCE OF CURBSIDE RECYCLING

**Aluminum & Tin Cans:** This includes all beverage and food cans. NO aluminum foil or pans. No scrap metal of any type.

**Glass Jars and Bottles:** All food & beverage jars & bottles of all colors. No caps or bottle tops. No window glass, drinking glasses or light bulbs.

**Plastic Bottles & Jugs:** Only bottles & jugs with #1 and #2 inside triangle on or near the bottom such as soda & detergent bottles & milk jugs. NO plastic wide-mouth food containers such as yogurt, margarine or peanut butter. NO dinnerware. NO containers with #s 3 thru 7. NO motor oil bottles.

**Paper Items:** Newspapers, magazines, catalogs, junk mail, paperboard (examples: cereal & shirt boxes), telephone books, non-metallic gift wrap & flattened corrugated cardboard. NO food contaminated, waxed or laminated paper.



**Paper Items:** Place all paper items together in a paper bag, cardboard box or bundled. Flatten excess corrugated cardboard. Following the recycling schedule, place at curb on your recycling day on weeks highlighted in white.







**Glass, Plastic & Metal:** Rinse and place all containers together in a blue bag. Bottle caps should be discarded. Following the recycling schedule, place at curb on your recycling day on weeks highlighted in blue.






# Harford County Recycling Schedule






Check with your hauler or HOA if you are unsure of which day of the week is recycling collection day.






## 2010







 <b>WHITE WEEKS:</b> Paper Products pickup.	 <b>BLUE WEEKS:</b> Glass, Plastic and Metal Containers pickup.
---	---






January							
	S	M	T	W	T	F	S
						1	2
	3	4	5	6	7	8	9
	10	11	12	13	14	15	16
	17	18	19	20	21	22	23
	24	25	26	27	28	29	30
	31						






February							
	S	M	T	W	T	F	S
			1	2	3	4	5
	7	8	9	10	11	12	13
	14	15	16	17	18	19	20
	21	22	23	24	25	26	27
	28						






March							
	S	M	T	W	T	F	S
			1	2	3	4	5
	7	8	9	10	11	12	13
	14	15	16	17	18	19	20
	21	22	23	24	25	26	27
	28	29	30	31			






April							
	S	M	T	W	T	F	S
					1	2	3
	4	5	6	7	8	9	10
	11	12	13	14	15	16	17
	18	19	20	21	22	23	24
	25	26	27	28	29	30	

















May							
	S	M	T	W	T	F	S
							1
	2	3	4	5	6	7	8
	9	10	11	12	13	14	15
	16	17	18	19	20	21	22
	23	24	25	26	27	28	29
	30	31					

June							
	S	M	T	W	T	F	S
			1	2	3	4	5
	6	7	8	9	10	11	12
	13	14	15	16	17	18	19
	20	21	22	23	24	25	26
	27	28	29	30			

July							
	S	M	T	W	T	F	S
					1	2	3
	4	5	6	7	8	9	10
	11	12	13	14	15	16	17
	18	19	20	21	22	23	24
	25	26	27	28	29	30	31

August							
	S	M	T	W	T	F	S
	1	2	3	4	5	6	7
	8	9	10	11	12	13	14
	15	16	17	18	19	20	21
	22	23	24	25	26	27	28
	29	30	31				

September							
	S	M	T	W	T	F	S
			1	2	3	4	1
	5	6	7	8	9	10	11
	12	13	14	15	16	17	18
	19	20	21	22	23	24	25
	26	27	28	29	30		

October							November							December									
	S	M	T	W	T	F	S		S	M	T	W	T	F	S		S	M	T	W	T	F	S
						1	2			1	2	3	4	5	6					1	2	3	4
	3	4	5	6	7	8	9		7	8	9	10	11	12	13		5	6	7	8	9	10	11
	10	11	12	13	14	15	16		14	15	16	17	18	19	20		12	13	14	15	16	17	18
	17	18	19	20	21	22	23		21	22	23	24	25	26	27		19	20	21	22	23	24	25
	24	25	26	27	28	29	30		28	29	30						26	27	28	29	30	31	
	31																						

**ENJOY THE CONVENIENCE OF CURBSIDE RECYCLING**

**Aluminum & Tin Cans:** This includes all beverage and food cans. **NO** aluminum foil or aluminum pans. **NO** scrap metal of any type.

**Glass Jars & Bottles:** All food and beverage jars and bottles of all colors. **NO** caps or bottle tops. **NO** window glass, drinking glasses or light bulbs.

**Plastic Bottles & Jugs:** Only narrow-neck bottles and jugs with #1 or #2 inside triangle on or near the bottom such as soda and detergent bottles and milk jugs. **NO** plastic wide-mouth food containers such as yogurt, margarine or peanut butter jars. **NO** plastic dinnerware. **NO** plastic containers with #s 3 thru 7. **NO motor oil bottles.**

**Paper Items:** Newspapers, magazines, catalogs, junk mail, greeting cards, envelopes, paperboard boxes (examples: cereal and shoe boxes), telephone books, non-metallic gift wrap and flattened corrugated cardboard. **NO** food contaminated, waxed or laminated paper.

**Paper Items:** Place all paper items together in a paper bag, cardboard box or bundled. Flatten excess corrugated cardboard. Following the Recycling Schedule, place at curb on your recycling day on weeks highlighted in white.

**Glass, Plastic & Metal:** Rinse and place all containers together in a blue, clear or white plastic bag. Discard bottle caps. Following the Recycling Schedule, place at curb on your recycling day on weeks highlighted in blue.