

Unit 6 Overview: Family Life and Human Sexuality - TEACHER FACING ONLY - Do Not Publish

Family Life and Human Sexuality Unit Overview

This unit focuses on family life and human sexuality concepts including reducing health risks for sexting, gender stereotypes, changes that occur during puberty, anatomy and physiology of the human reproductive systems, the process of human reproduction, the cause, transmission and prevention of STIs including HIV/AIDS, and the advantages of abstinence. This unit uses district created lessons and provides an opt-out option for all students.

Desired Results	
Established Goals Students will understand the personal development of adolescents is impacted by family relationships, puberty, and personal views and decisions concerning sexual behaviors.	Transfer
	Students will be able to independently use their learning to develop health enhancing behaviors that support health and wellbeing during the adolescent years.
	Meaning
	Enduring Understandings: The personal development of adolescents is impacted by family relationships, puberty, and personal views and decisions concerning sexual behaviors. Essential Questions: 1. How can gender stereotypes be harmful? 2. What is the difference between males and females puberty changes? 3. How does puberty prepare the body for reproduction? 4. What factors influence an individual's decision regarding sexual activity? 5. How can effective communication strategies help to avoid or reduce health risks?
	Acquisition
	Students will know the changes during puberty that prepare the body for reproduction, the functions of the reproductive systems, the process of human reproduction, and strategies to help avoid or reduce health risks. Students will be skilled at adopting health enhancing behaviors that support their health and wellbeing during adolescence.

Evaluative Criteria	Assessment Evidence
Students will be evaluated on their understanding of concepts related to puberty, reproductive system anatomy and physiology, the process of human reproduction, sexually transmitted infections, and the advantages of abstinence.	Performance Task At the conclusion of this unit, students will be assessed through a district wide assessment that assesses students' understanding of core concepts related to puberty, reproductive system anatomy and physiology, human reproduction, sexually transmitted infections, and abstinence.
	Supplementary Evidence Assessments throughout the unit include district-wide assignments, knowledge checks, and quizzes.

Learning Plan

General Unit Resources for Teachers:

HE7 Teaching Sensitive Topics in Health Education.docx (<https://harford.instructure.com/courses/64856/files/19630588?wrap=1>)
 ↓ (https://harford.instructure.com/courses/64856/files/19630588/download?download_frd=1)

HE7. U6 Answering Difficult Questions Protocol.docx (<https://harford.instructure.com/courses/64856/files/19630581?wrap=1>) ↓
 (https://harford.instructure.com/courses/64856/files/19630581/download?download_frd=1)

HE7.U6 Addressing Parent Concerns about Family Life Curriculum.docx
 (<https://harford.instructure.com/courses/64856/files/19630589?wrap=1>) ↓
 (https://harford.instructure.com/courses/64856/files/19630589/download?download_frd=1)

HE7 Window of Tolerance Graphic.pdf (<https://harford.instructure.com/courses/64856/files/19630634?wrap=1>) ↓
 (https://harford.instructure.com/courses/64856/files/19630634/download?download_frd=1)

HE7 Window of Tolerance Guidance.docx (<https://harford.instructure.com/courses/64856/files/19630596?wrap=1>) ↓
 (https://harford.instructure.com/courses/64856/files/19630596/download?download_frd=1)

HE7.U6 Family Life Classroom Rules.docx (<https://harford.instructure.com/courses/64856/files/19630616?wrap=1>) ↓
 (https://harford.instructure.com/courses/64856/files/19630616/download?download_frd=1)

HE7.U6 Family Life Letter English.docx (<https://harford.instructure.com/courses/64856/files/19630600?wrap=1>) ↓
 (https://harford.instructure.com/courses/64856/files/19630600/download?download_frd=1)







HE7.U6 Family Life Letter Spanish.docx (<https://harford.instructure.com/courses/64856/files/19630640?wrap=1>) ↓
 (https://harford.instructure.com/courses/64856/files/19630640/download?download_frd=1)

HE7.U6 Secondary Family Life and Human Sexuality Unit Vocabulary by Grade Level.docx
 (<https://harford.instructure.com/courses/64856/files/19630643?wrap=1>) ↓
 (https://harford.instructure.com/courses/64856/files/19630643/download?download_frd=1)



HE7.U6 Student Vocabulary Resource.docx (<https://harford.instructure.com/courses/64856/files/19630598?wrap=1>) ↓
 (https://harford.instructure.com/courses/64856/files/19630598/download?download_frd=1)









HE7.U6 Vocabulary Student Resource Answer Key.docx (<https://harford.instructure.com/courses/64856/files/19630597?wrap=1>)
 ↓ (https://harford.instructure.com/courses/64856/files/19630597/download?download_frd=1)

Family Life Unit - Opt-Out Assignment:

Lesson Title and Duration	Overview and Teacher Resources	MSDE Content Performance Indicators	MSDE Skill Performance Indicators
<p>Lesson 1&2: Sexting (2 days)</p> <ul style="list-style-type: none"> Importance of assuming responsibility for refusing, reporting, and preventing risky digital behaviors Define sexting Risks and consequences Scenario skill practice 	<p>Teacher Resources:</p> <p><u>HE7.U6.L1 Reducing the Risks with Effective Communication (Sexting).pptx</u> https://harford.instructure.com/courses/64856/files/19630645?wrap=1  https://harford.instructure.com/courses/64856/files/19630645/download?download_frd=1</p> <p><u>HE7.U6.L1 Sexting and Communication Lesson Plan.docx</u> https://harford.instructure.com/courses/64856/files/19630657?wrap=1  https://harford.instructure.com/courses/64856/files/19630657/download?download_frd=1</p> <p><u>HE7.U6.L1 Day 1-2 Scenarios Resource.docx</u> https://harford.instructure.com/courses/64856/files/19630658?wrap=1  https://harford.instructure.com/courses/64856/files/19630658/download?download_frd=1</p> <p>Required Lesson Activities:</p> <p><u>HE7.U6.L1 Day 1-Benefits of Effective Communication Student Worksheet.docx</u> https://harford.instructure.com/courses/64856/files/19630656?wrap=1  https://harford.instructure.com/courses/64856/files/19630656/download?download_frd=1</p> <p><u>HE7.U6.L1 Day 2- Reducing the Risks Student Worksheet.docx</u> https://harford.instructure.com/courses/64856/files/19630659?wrap=1  https://harford.instructure.com/courses/64856/files/19630659/download?download_frd=1</p>	<ul style="list-style-type: none"> Summarize the negative consequences of sending sexually explicit pictures or messages by e-mail or cell phone or posting sexually explicit pictures on social media sites. 1c.7.18 	<ul style="list-style-type: none"> Apply effective verbal and nonverbal communication skills to enhance health. 4.MS.a Demonstrate refusal and negotiation skills to avoid or reduce health risks. 4.MS.b Demonstrate effective conflict management or resolution strategies. 4.MS.c Demonstrate how to ask for assistance to enhance the health of self and others. 4.MS
<p>Lesson 3: Understanding Gender Identity and Sexual Orientation (1 day)</p> <ul style="list-style-type: none"> Discuss gender stereotypes and how they develop 	<p>Teacher Resources:</p> <p><u>HE7.U6.L3 Stereotypes 22-23.docx</u> https://harford.instructure.com/courses/64856/files/19630590?wrap=1  https://harford.instructure.com/courses/64856/files/19630590/download?download_frd=1</p> <p><u>HE7.U6.L3 Gender Stereotypes.pptx</u> https://harford.instructure.com/courses/64856/files/19630602?wrap=1 </p>	<ul style="list-style-type: none"> Identify strategies for respecting individual differences in sexual growth and development, or physical appearance. 1c.7.8 	

	<p>(https://harford.instructure.com/courses/64856/files/19630602/download?download_frd=1)</p> <p>HE7.U6.L3 Scenario Analysis.docx</p> <p>(https://harford.instructure.com/courses/64856/files/19630646?wrap=1)</p> <p>↓</p> <p>(https://harford.instructure.com/courses/64856/files/19630646/download?download_frd=1)</p> <p>Required Lesson Activities:</p> <p>HE7.U6.L3 Gender Stereotype Chart.docx</p> <p>(https://harford.instructure.com/courses/64856/files/19630582?wrap=1)</p> <p>↓</p> <p>(https://harford.instructure.com/courses/64856/files/19630582/download?download_frd=1)</p> <p>HE7.U6.L3 Scenario Analysis Questions.docx</p> <p>(https://harford.instructure.com/courses/64856/files/19630604?wrap=1)</p> <p>↓</p> <p>(https://harford.instructure.com/courses/64856/files/19630604/download?download_frd=1)</p> <p>HE7.U6.L3 Exit Ticket.docx</p> <p>(https://harford.instructure.com/courses/64856/files/19630599?wrap=1)</p> <p>↓</p> <p>(https://harford.instructure.com/courses/64856/files/19630599/download?download_frd=1)</p>	
<p>Lesson 4:</p> <p>Puberty</p> <p>(1 day)</p> <ul style="list-style-type: none"> • Hormones • Social, Mental-Emotional, & Physical Changes of Puberty 	<p>Teacher Resources:</p> <p>HE7.U6.L4 Puberty Lesson.docx</p> <p>(https://harford.instructure.com/courses/64856/files/19630603?wrap=1)</p> <p>↓</p> <p>(https://harford.instructure.com/courses/64856/files/19630603/download?download_frd=1)</p> <p>HE7.U6.L4 Puberty.pptx</p> <p>(https://harford.instructure.com/courses/64856/files/19630601?wrap=1)</p> <p>↓</p> <p>(https://harford.instructure.com/courses/64856/files/19630601/download?download_frd=1)</p> <p>HE7.U6.L4 Puberty Categorizing Cards.docx</p> <p>(https://harford.instructure.com/courses/64856/files/19630605?wrap=1)</p> <p>↓</p> <p>(https://harford.instructure.com/courses/64856/files/19630605/download?download_frd=1)</p> <p>Required Lesson Activities:</p> <p>HE7.U6.L4 Puberty Changes Student Worksheet.docx</p> <p>(https://harford.instructure.com/courses/64856/files/19630607?wrap=1)</p> <p>↓</p> <p>(https://harford.instructure.com/courses/64856/files/19630607/download?download_frd=1)</p>	<ul style="list-style-type: none"> • Describe the physical, social, and emotional changes that occur during puberty. 1c.5.3 • Summarize that the onset and progression of puberty varies considerably. 1c.5.4






	<p><u>HE7.U6.L4 Puberty Changes Completed.docx</u> (https://harford.instructure.com/courses/64856/files/19630584?wrap=1)  (https://harford.instructure.com/courses/64856/files/19630584/download?download_frd=1) </p> <p><u>HE7.U6.L4 Exit Ticket.docx</u> (https://harford.instructure.com/courses/64856/files/19630641?wrap=1)  (https://harford.instructure.com/courses/64856/files/19630641/download?download_frd=1) </p>	
<p>Lesson 5: Female Reproductive System (1 day)</p> <ul style="list-style-type: none"> Female Reproductive system Changes during puberty for the female Menstrual Cycle Straight Talk About Puberty for Girls Video 	<p>Teacher Resources:</p> <p><u>HE7.U6.L5 Female Reproductive System Lesson 22-23.docx</u> (https://harford.instructure.com/courses/64856/files/19630611?wrap=1)  (https://harford.instructure.com/courses/64856/files/19630611/download?download_frd=1) </p> <p><u>HE7.U6.L5 Female Reproductive System.pptx</u> (https://harford.instructure.com/courses/64856/files/19630612?wrap=1)  (https://harford.instructure.com/courses/64856/files/19630612/download?download_frd=1) </p> <p><u>HE7.U6.L5 Female Reproduction Diagram Key.docx</u> (https://harford.instructure.com/courses/64856/files/19630613?wrap=1)  (https://harford.instructure.com/courses/64856/files/19630613/download?download_frd=1) </p> <p><u>HE7.U6.L5 How Does It Work- Internal.docx</u> (https://harford.instructure.com/courses/64856/files/19630663?wrap=1)  (https://harford.instructure.com/courses/64856/files/19630663/download?download_frd=1) </p> <p><u>HE7.U6.L5 How Does It Work- External.docx</u> (https://harford.instructure.com/courses/64856/files/19630662?wrap=1)  (https://harford.instructure.com/courses/64856/files/19630662/download?download_frd=1) </p> <p><u>HE7.U6.L5 Female Quiz Answer Key.docx</u> (https://harford.instructure.com/courses/64856/files/19630609?wrap=1)  (https://harford.instructure.com/courses/64856/files/19630609/download?download_frd=1) </p> <p><u>HE7.U6.L5 Straight Talk Answer Key- Female.docx</u> (https://harford.instructure.com/courses/64856/files/19630615?wrap=1)  (https://harford.instructure.com/courses/64856/files/19630615/download?download_frd=1) </p>	<ul style="list-style-type: none"> Describe human reproductive systems including medically accurate names for internal and external genitalia and their functions. 1c.7.9 Describe menstruation, fertilization, and implantation. 1c.7.10

	<p>Required Lesson Activities:</p> <p>https://harford.instructure.com/courses/64856/files/19630610?wrap=1 HE7.U6.L5 Female Reproductive system diagrams.docx https://harford.instructure.com/courses/64856/files/19630610?wrap=1  https://harford.instructure.com/courses/64856/files/19630610/download?download_frd=1</p> <p>https://harford.instructure.com/courses/64856/files/19630586?wrap=1 HE7.U6.L5 Female Reproductive System Vocabulary.docx https://harford.instructure.com/courses/64856/files/19630586?wrap=1  https://harford.instructure.com/courses/64856/files/19630586/download?download_frd=1</p> <p>https://harford.instructure.com/courses/64856/files/19630585?wrap=1 HE7.U6.L5 Female Reproductive Quiz.docx https://harford.instructure.com/courses/64856/files/19630585?wrap=1  https://harford.instructure.com/courses/64856/files/19630585/download?download_frd=1</p> <p>https://harford.instructure.com/courses/64856/files/19630642?wrap=1 HE7.U6.L5 Straight Talk Video Questions- Female.docx https://harford.instructure.com/courses/64856/files/19630642?wrap=1  https://harford.instructure.com/courses/64856/files/19630642/download?download_frd=1</p>	
<p>Lesson 6: Male Reproductive System (1 day)</p> <ul style="list-style-type: none"> Male reproductive system Changes during puberty for the male Straight Talk About Puberty for Boys 	<p>Teacher Resources:</p> <p>https://harford.instructure.com/courses/64856/files/19630594?wrap=1 HE7.U6.L6 Male Reproductive System Lesson 22-23.docx https://harford.instructure.com/courses/64856/files/19630594?wrap=1  https://harford.instructure.com/courses/64856/files/19630594/download?download_frd=1</p> <p>https://harford.instructure.com/courses/64856/files/19630620?wrap=1 HE7.U6.L6 Male Reproductive System.pptx https://harford.instructure.com/courses/64856/files/19630620?wrap=1  https://harford.instructure.com/courses/64856/files/19630620/download?download_frd=1</p> <p>https://harford.instructure.com/courses/64856/files/19630591?wrap=1 HE7.U6.L6 Male Reproductive Diagram Key.docx https://harford.instructure.com/courses/64856/files/19630591?wrap=1  https://harford.instructure.com/courses/64856/files/19630591/download?download_frd=1</p> <p>https://harford.instructure.com/courses/64856/files/19630621?wrap=1 HE7.U6.L6 Male Reproductive System Quiz Answer Key.docx https://harford.instructure.com/courses/64856/files/19630621?wrap=1  https://harford.instructure.com/courses/64856/files/19630621/download?download_frd=1</p> <p>https://harford.instructure.com/courses/64856/files/19630624?wrap=1 HE7.U6.L6 Straight Talk Answer Key- Male.docx https://harford.instructure.com/courses/64856/files/19630624?wrap=1</p>	<ul style="list-style-type: none"> Describe human reproductive systems including medically accurate names for internal and external genitalia and their functions. 1c.7.9

	<p>↓ (https://harford.instructure.com/courses/64856/files/19630624/download?download_frd=1)</p> <p>Required Lesson Activities:</p> <p>HE7.U6.L6 Male Reproductive system diagram.docx (https://harford.instructure.com/courses/64856/files/19630625?wrap=1)</p> <p>↓ (https://harford.instructure.com/courses/64856/files/19630625/download?download_frd=1)</p> <p>HE7.U6.L6 Male Reproductive System Quiz.docx (https://harford.instructure.com/courses/64856/files/19630647?wrap=1)</p> <p>↓ (https://harford.instructure.com/courses/64856/files/19630647/download?download_frd=1)</p> <p>HE7.U6.L6 Straight Talk Video Questions- Males.docx (https://harford.instructure.com/courses/64856/files/19630648?wrap=1)</p> <p>↓ (https://harford.instructure.com/courses/64856/files/19630648/download?download_frd=1)</p>	
<p>Lesson 7: Human Reproduction (2 days)</p> <ul style="list-style-type: none"> • Development before birth • Beginning of Life 	<p>Teacher Resources:</p> <p>HE7.U6.L7 Human Reproduction Lesson Plan Day 1 22-23.docx (https://harford.instructure.com/courses/64856/files/19630617?wrap=1)</p> <p>↓ (https://harford.instructure.com/courses/64856/files/19630617/download?download_frd=1)</p> <p>HE7.U6.L7 Reproduction - Day 1.pptx (https://harford.instructure.com/courses/64856/files/19630622?wrap=1)</p> <p>↓ (https://harford.instructure.com/courses/64856/files/19630622/download?download_frd=1)</p> <p>HE7.U6.L7 Beginning of Life Answer Key.docx (https://harford.instructure.com/courses/64856/files/19630606?wrap=1)</p> <p>↓ (https://harford.instructure.com/courses/64856/files/19630606/download?download_frd=1)</p> <p>Required Lesson Activities:</p> <p>HE7.U6.L7 Human Reproduction Knowledge Chart.docx (https://harford.instructure.com/courses/64856/files/19630593?wrap=1)</p> <p>↓ (https://harford.instructure.com/courses/64856/files/19630593/download?download_frd=1)</p> <p>HE7.U6.L7 Development Before Birth.docx (https://harford.instructure.com/courses/64856/files/19630592?wrap=1)</p> <p>↓</p>	<ul style="list-style-type: none"> • Describe menstruation, fertilization, and implantation. 1c.7.10

	<p>(https://harford.instructure.com/courses/64856/files/19630592/download?download_frd=1)</p> <p>HE7.U6.L7 Beginning of Life Student Copy.docx (https://harford.instructure.com/courses/64856/files/19630649?wrap=1)</p> <p>↓ (https://harford.instructure.com/courses/64856/files/19630649/download?download_frd=1)</p> <p>HE7.U6.L7 Beginning of Life Completed Notes.docx (https://harford.instructure.com/courses/64856/files/19630639?wrap=1)</p> <p>↓ (https://harford.instructure.com/courses/64856/files/19630639/download?download_frd=1)</p>	
<p>Lesson 8: Human Reproduction (2 days)</p> <ul style="list-style-type: none"> Human Reproduction and Childbirth Video 	<p>Teacher Resources:</p> <p>HE7.U6.L7 Human Reproduction Lesson Plan Day 2 22-23.docx (https://harford.instructure.com/courses/64856/files/19630650?wrap=1)</p> <p>↓ (https://harford.instructure.com/courses/64856/files/19630650/download?download_frd=1)</p> <p>HE7.U6.L8 Reproduction - Day 2.pptx (https://harford.instructure.com/courses/64856/files/19630623?wrap=1)</p> <p>↓ (https://harford.instructure.com/courses/64856/files/19630623/download?download_frd=1)</p> <p>HE7.U6.L8 Reproduction Video PrePost Answer Key.docx (https://harford.instructure.com/courses/64856/files/19630651?wrap=1)</p> <p>↓ (https://harford.instructure.com/courses/64856/files/19630651/download?download_frd=1)</p> <p>HE7.U6.L8 What Happens When Answer Key.docx (https://harford.instructure.com/courses/64856/files/19630614?wrap=1)</p> <p>↓ (https://harford.instructure.com/courses/64856/files/19630614/download?download_frd=1)</p> <p>Required Lesson Activities:</p> <p>HE7.U6.L8 Reproduction Video PrePost.docx (https://harford.instructure.com/courses/64856/files/19630595?wrap=1)</p> <p>↓ (https://harford.instructure.com/courses/64856/files/19630595/download?download_frd=1)</p> <p>HE7.U6.L8 What Happens When Student Worksheet.docx (https://harford.instructure.com/courses/64856/files/19630628?wrap=1)</p> <p>↓ (https://harford.instructure.com/courses/64856/files/19630628/download?download_frd=1)</p>	<ul style="list-style-type: none"> Describe menstruation, fertilization, and implantation. 1c.7.10

<p>Lesson 9&10: STIs</p> <p>(2 days)</p> <ul style="list-style-type: none"> • Virus vs. Bacteria • Transmission methods (Communicable Disease) • Cause - Symptoms - Risk - Prevention - Complication 	<p>Teacher Resources:</p> <p>HE7.U6.L9&10 STIs Lesson Plan 22-23.docx ↓ HE7.U6.L9&10 STIs.pptx ↓ HE7.U6.L9&10 STI Review Assignment Teacher Answer Key.docx ↓ HE7.U6.L9&10 STI Completed notes viral.docx ↓ HE7.U6.L9&10 STI Completed notes bacterial&lice.docx ↓ HE7.U6.L9&10 STI Review Assignment.docx ↓</p> <p>Required Lesson Activities:</p>	<ul style="list-style-type: none"> • Identify ways to prevent pregnancy, including not having sex and effective use of contraceptives, including condoms. 1c.7.11 • Describe ways sexually active people can reduce the risk of HIV, and other STIs. 1c.7.12 • Identify solo, vaginal, anal, and oral sex along with possible outcomes of each. 1c.7.13 • Describe how the effectiveness of condoms can reduce the risk of HIV, and other STIs. 1c.7.14
<p>Lesson 11: Abstinence</p> <p>(1 day)</p> <ul style="list-style-type: none"> • Healthy choices • Ways to say no/refusal skills 	<p>Teacher Resources:</p> <p>HE7.U6.L11 Abstinence Lesson Plan.docx ↓ HE7.U6.L11 Abstinence Notes Answer Key.docx ↓</p>	<ul style="list-style-type: none"> • Identify ways to prevent pregnancy, including not having sex and effective use of contraceptives, including condoms. 1c.7.11

	<p><u>HE7.U6.L11 Abstinence.pptx</u> (https://harford.instructure.com/courses/64856/files/19630655?wrap=1)  (https://harford.instructure.com/courses/64856/files/19630655/download?download_frd=1) </p> <p><u>HE7.U6.L11 Abstinence Sort Cards.docx</u> (https://harford.instructure.com/courses/64856/files/19630619?wrap=1)  (https://harford.instructure.com/courses/64856/files/19630619/download?download_frd=1) </p> <p>Required Lesson Activities:</p> <p><u>HE7.U6.L11 Abstinence Notes.docx</u> (https://harford.instructure.com/courses/64856/files/19630638?wrap=1)  (https://harford.instructure.com/courses/64856/files/19630638/download?download_frd=1) </p>	
<p>Lesson 12: Family Life and Human Sexuality Unit (.5 day)</p> <ul style="list-style-type: none"> District Wide Test 	<p>Teacher Resources:</p> <p><u>HE7.U6.L12 Family Life Unit Assessment Answer Key.docx</u> (https://harford.instructure.com/courses/64856/files/19630632?wrap=1)  (https://harford.instructure.com/courses/64856/files/19630632/download?download_frd=1) </p> <p>Required Lesson Activities:</p> <p><u>HE7.U6.L12 Family Life Unit Assessment 22-23.docx</u> (https://harford.instructure.com/courses/64856/files/19630633?wrap=1)  (https://harford.instructure.com/courses/64856/files/19630633/download?download_frd=1) </p>	<p>N/A</p>

N/A