


Male & Female

Reproductive

System - Day 2



Objective: Students will Identify human reproductive systems including medically accurate names for internal and external genitalia and their functions.



Warm Up

- With your group, decide which gender the part of the anatomy belongs.
- Once your groups decides, have one group member place the card on the poster

Male and Female Anatomy



Male

- Ejaculation
- Erection
- Sperm
- Scrotum
- Semen
- Urethra
- Penis
- Testicle
- Nocturnal emissions
- Vas deferens

Female

- Ova
- Ovulation
- Menstruation
- Cervix
- Uterus
- Fallopian tubes
- Ovaries
- Vagina



Female Reproductive System

Female Reproductive System

Word Bank:

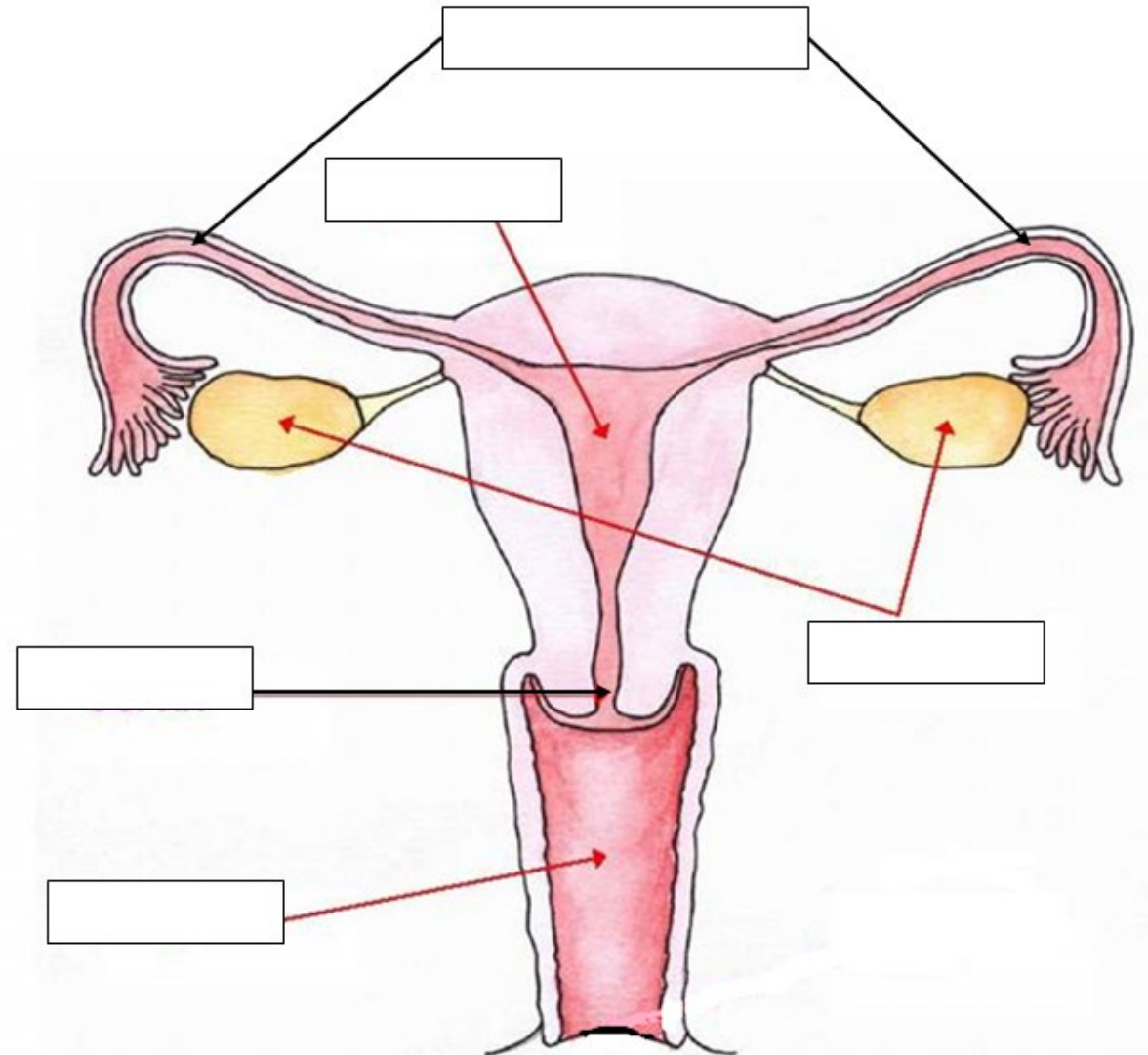
Fallopian Tubes

Uterus

Cervix

Vagina

Ovaries





Female Reproductive System Vocabulary

Ova

The female
reproductive cell
(egg cell)

Ovaries

Stores the ova
(egg) and
hormones that
cause the egg to
mature

Fallopian Tube

Carry the egg
from the ovaries
to the uterus



Female Reproductive System Vocabulary

Uterus

Shelters and
nourishes the
growing baby

Cervix

Opening of the
uterus

Vagina

Muscular
passageway from
the uterus to the
outside of the body



Female Reproductive System Vocabulary

Menstrual Cycle

A reoccurring cycle where the lining of the uterus prepares for pregnancy

Menstruation

Flow of the lining material out of the female

Ovulation

When the ovaries release one mature egg cell each month



Male Reproductive System

Male Reproductive System

Word Bank:

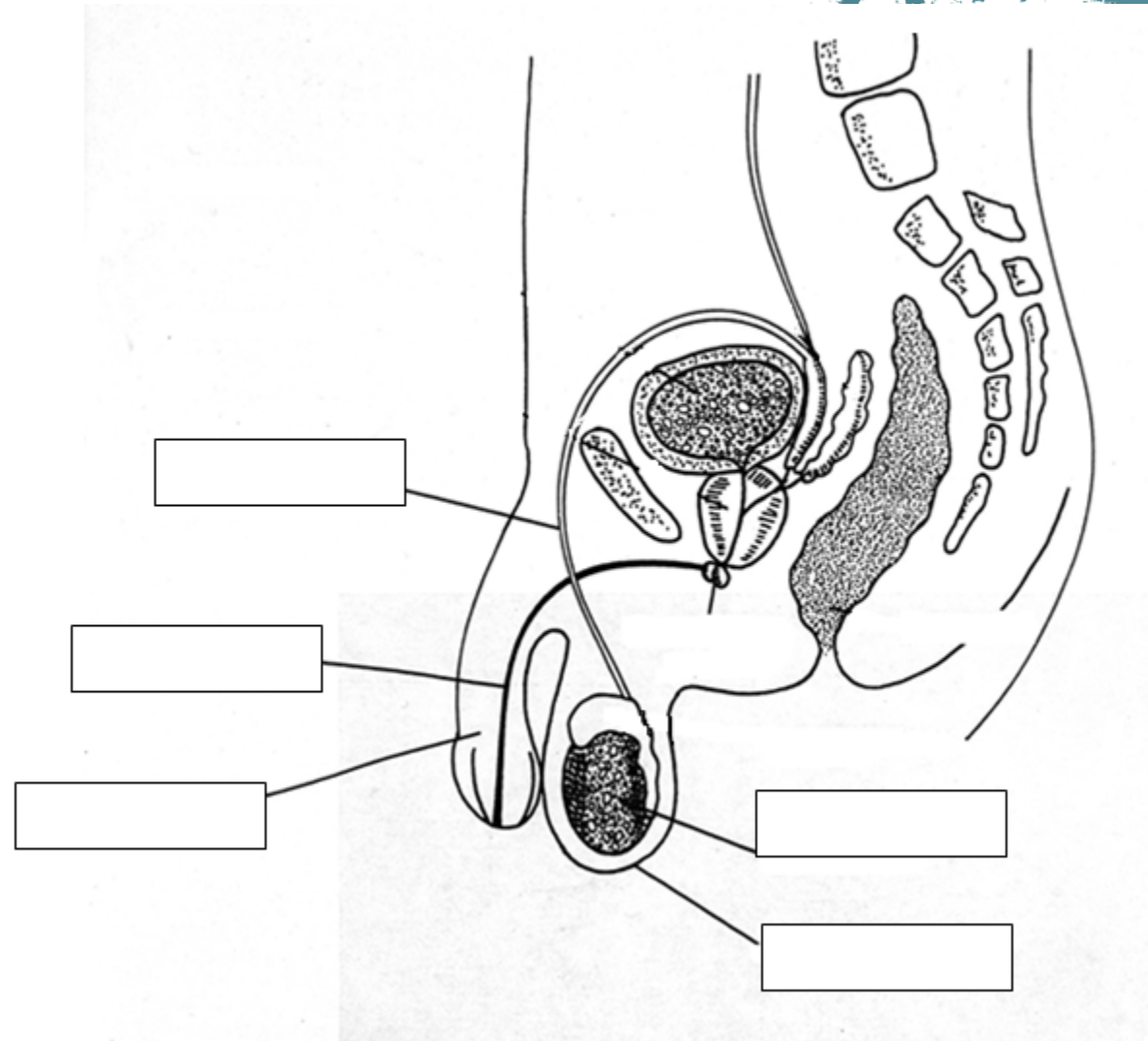
Vas Deferens

Urethra

Penis


Scrotum

Testicle





Male Reproductive System Vocabulary



Sperm

The male
reproductive cell

Testicle

Small glands that
produce sperm

Scrotum

The sac that
contains the testes



Male Reproductive System Vocabulary

Vas Deferens

Tubes that extend
from the
epididymis to the
urethra

Urethra

Small tube used
for urination

Penis

The external sexual
organ of the male



Male Reproductive System Vocabulary

Semen

A mixture
of sperm
and fluid

Erection


When the
penis fills with
blood and
becomes
larger and
harder

Ejaculation


Forces the
semen
through the
urethra and
out of the
body

Nocturnal Emissions

When a boy
releases semen
in his sleep



Objective: Students will identify human reproductive systems including medically accurate names for internal and external genitalia and their functions.



Closure:

ONE: new piece of information you learned about either the male or female reproductive system?

TWO: Pieces of information that added more meaning to your understanding

THREE: Pieces of information that were review for you




Extension Activity are available on
the following slides

- Kids Health Video: Are you Normal?
- Kids Health Video: What boys want to know about puberty

Kids Health- Are you Normal? Female Reproductive System



Kids Health— What Boys Want to Know about Puberty? Male Reproductive System





**Free themes and templates for
Google Slides or PowerPoint**

NOT to be sold as is or modified!

Read [FAQ](#) on slidesmania.com

Do not remove the slidesmania.com text on the sides.

Sharing is caring!

