

The background is a solid light orange color. In the center, there is a large orange computer monitor with a white base. To the left of the monitor is a light gray keyboard with white keys. Below the keyboard is a small white circle. To the right of the monitor is an orange notebook with a gray cover and white rings. Below the notebook is a yellow pencil. In the bottom left corner, there is a small orange smartphone. The text "8th Grade: Human Reproduction" is centered on the slide.

8th Grade: Human Reproduction

Objective: Students will be able to explain menstruation, the fertilization process and implantation.

Warm-up:

Please answer the following questions

1. Where does fertilization take place?
2. How many sperm are needed to fertilized an egg cell?
3. Where does ejaculation occur from?
4. The are that stores the ova and hormones is called.
5. The mixture of sperm and fluid is called.



Phases of the Menstrual Cycle

Day 1-7 = Menstruation

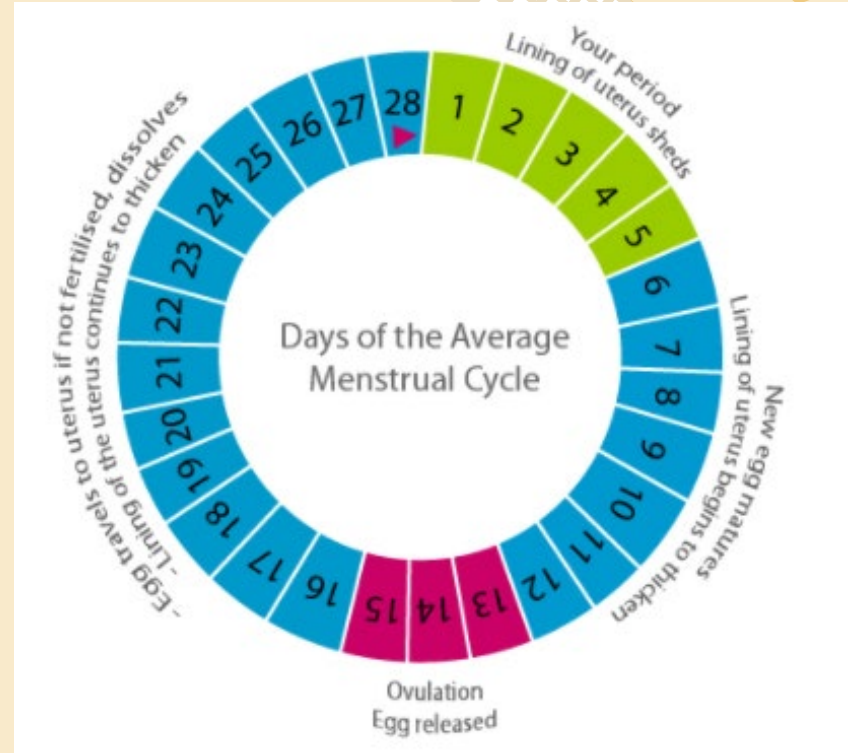
What is Menstruation?

Day 7-14= Ovulation


How is Ovulation defined?

Day 14-28= Building/Repairing of the Uterine Wall

Why does this take place?



Kids Health- The Menstrual Cycle



Fertilization Flow Chart

Vagina

Ovary

Lining

Sperm

Uterus

Fertilized

Ovulation

Hormones

Pregnancy

Fallopian Tube

Egg matures in the **Ovary**

Egg is released during **Ovulation**

Egg is swept into the **Fallopian Tube**

Egg is fertilized by **Sperm**

Hormones tells the uterus to maintain its thickened lining

The **Fertilized** egg moves from the fallopian tube into the uterus


Pregnancy has occurred

Egg is not fertilized.


Egg breaks down and moves to the **Uterus**

The **Lining** of the uterus breaks down


Fluid passes out of the **Vagina** during menstruation.



Pregnancy & Fertilization Vocabulary



- Fertilization
- Embryo
- Ultrasound
- Obstetrician
- Prenatal Care
- Uterus
- Placenta
- Umbilical Cord
- Birth Defects
- Fetus



Use the word bank to help you match each term with the correct definition

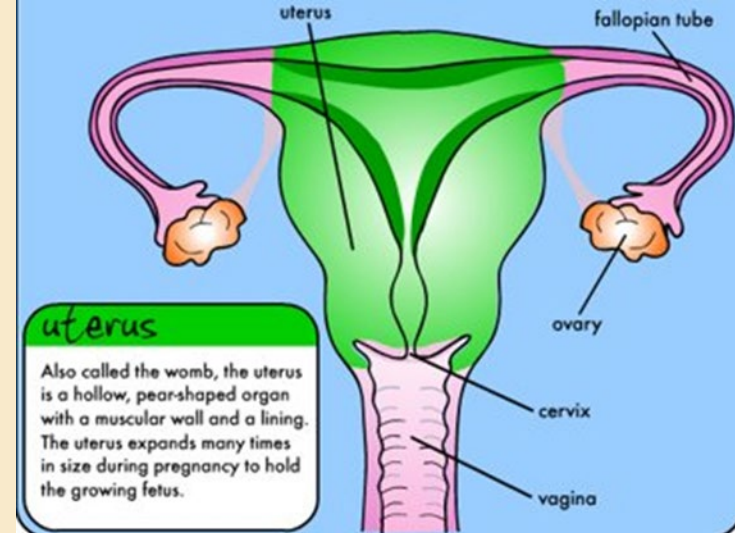
Fertilization

- The joining together of a male sperm cell and a female egg cell to form one cell
- Takes place in the mother's reproductive system.
- Fertilization takes place in the Fallopian Tube within 3-4 days of the ovulation



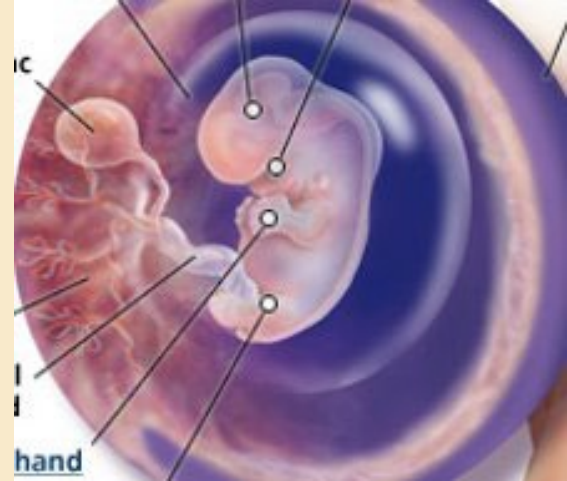
Uterus

Pear-shaped organ
inside a female's body
where the embryo is
protected & nourished.



Embryo

- The developing organism from fertilization to about the eighth week of its development.
- Attaches to the wall of the uterus.



Fetus

- The developing organism from the end of the eighth week until birth.
- The fetus will develop for nine months.

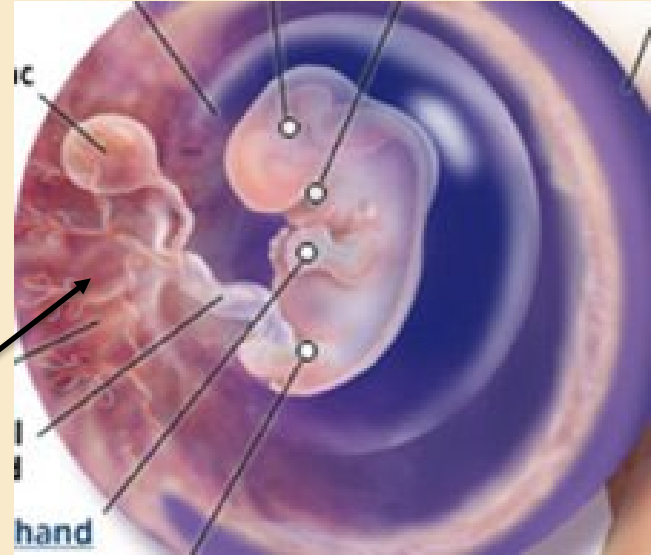
Fetal Growth From 8 to 40 Weeks



Placenta

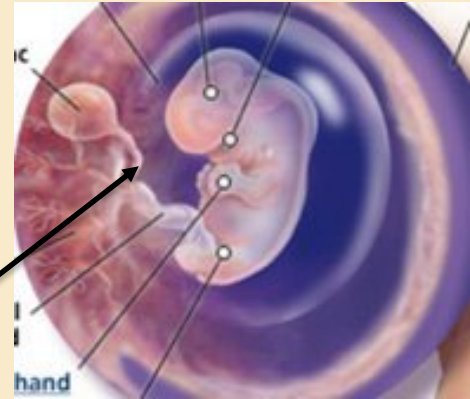
- A thick, rich tissue that lines the walls of the uterus during pregnancy and that nourishes the fetus.

Placenta



Umbilical Cord

- A tube that connects the mother's placenta to the fetus.
- Carries away the wastes produced by the growing fetus.
- Substances such as tobacco, alcohol, and other drugs do harm the baby through the umbilical cord and placenta.
- Everything that the mother ingests is passed through the umbilical cord and placenta.



Umbilical Cord

hand

Prenatal Care

- Steps taken to provide for the health of a pregnant female and her baby.
- Eating healthy foods
- Participating in moderate exercise
- Getting plenty of rest
- Avoiding alcohol, tobacco, and other drugs
- Talking to a doctor or other health care provider before taking any medicines.



Obstetrician

- Doctor who specializes in the care of a pregnant female and their unborn child.



Birth Defects

- Abnormalities present at birth that cause physical or mental disabilities or death.

- Genetic Disorders:

- Cerebral Palsy
- Down Syndrome

- **Environmental Factors that cause birth defects:**

- Poor nutrition Alcohol Use
- Infections Tobacco
- Sexually Transmitted Infections
- Medicine and other drugs




Pregnancy & Birth



1. Decision to have a child
2. Males' erect penis inserted into female's vagina
3. Ejaculation: Sperm entering vagina
4. Sperm swim up vagina
5. Some sperm meet ovum in fallopian tube [If ovulation occurred]
6. One sperm enters ovum's outer membrane [fertilization]
7. Fertilized egg [zygote] travels to uterus
8. Zygote implants on wall of uterus



Pregnancy & Birth

9. Confirm pregnancy
 10. Good prenatal care
 11. Nine months pass
 12. Contractions of uterus opens cervix
 13. Baby enters birth canal
 14. Abdominal muscles push baby through vagina
 15. Umbilical cord cut
 16. Delivery of placenta
- 




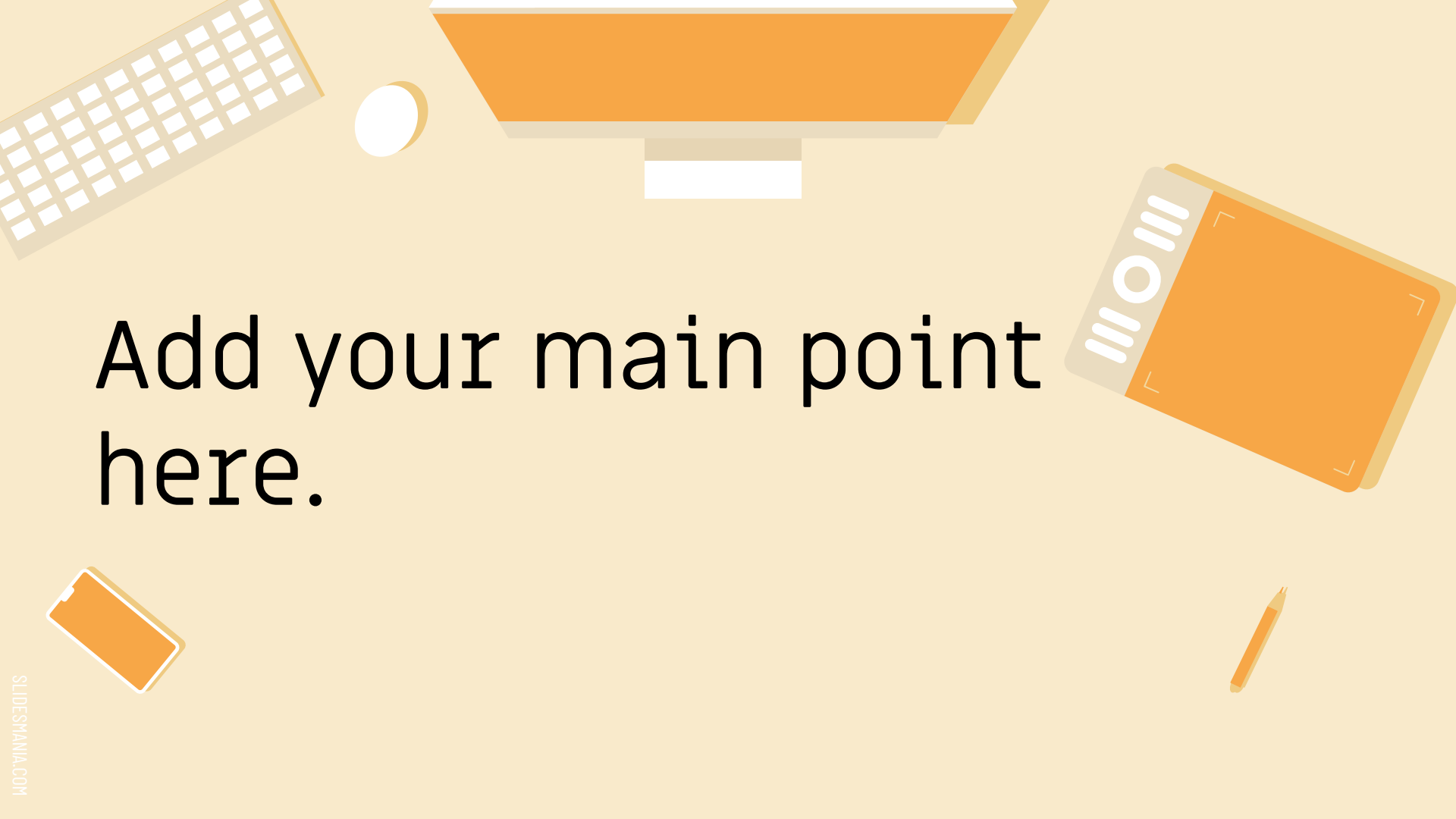
Objective: Students will be able to explain menstruation, the fertilization process and implantation

- **Closure:**

- Knowledge Check






A minimalist illustration of a desk setup on a light beige background. At the top center is a computer monitor with an orange screen and a white base. To its left is a white computer mouse. Further left is a keyboard with a grid of white squares on a light beige base. To the right of the monitor is a notebook with an orange cover and a grey spine featuring three white rings. In the bottom left corner is a smartphone with an orange screen and a white border. In the bottom right corner is a yellow pencil with a pink eraser. The text 'Add your main point here.' is centered in a large, black, sans-serif font.

Add your main point
here.

Great Idea!





Add your title here.

Did you know that pandas don't hibernate?

When winter approaches, they head lower down their mountain homes to warmer temperatures, where they continue to chomp away on bamboo!

Did you know that a cat uses its whiskers as feelers to determine if a space is too small to squeeze through?

Also, cats love to sleep. A fifteen-year-old cat has probably spent ten years of its life sleeping.

Did you know that elephants can sense storms?

Elephants may be able to detect a thunderstorm from hundreds of miles away, and will head towards it, looking for water.





mages!

a big part of
how
on. They help
nce connect
ideas on a
tional level.



Use images as backgrounds.



Here goes your map title.

You can use maps to show your offices or markets. Or as charts, highlighting the countries and adding your data.



You can double click on the desired country and change fill and border color.

Here goes your timeline or process.

2000

Lorem ipsum dolor
sit amet,
consectetuer
adipiscing elit.
Aenean commodo
ligula eget dolor.

2005

Lorem ipsum dolor
sit amet,
consectetuer
adipiscing elit.
Aenean commodo
ligula eget dolor.

2010

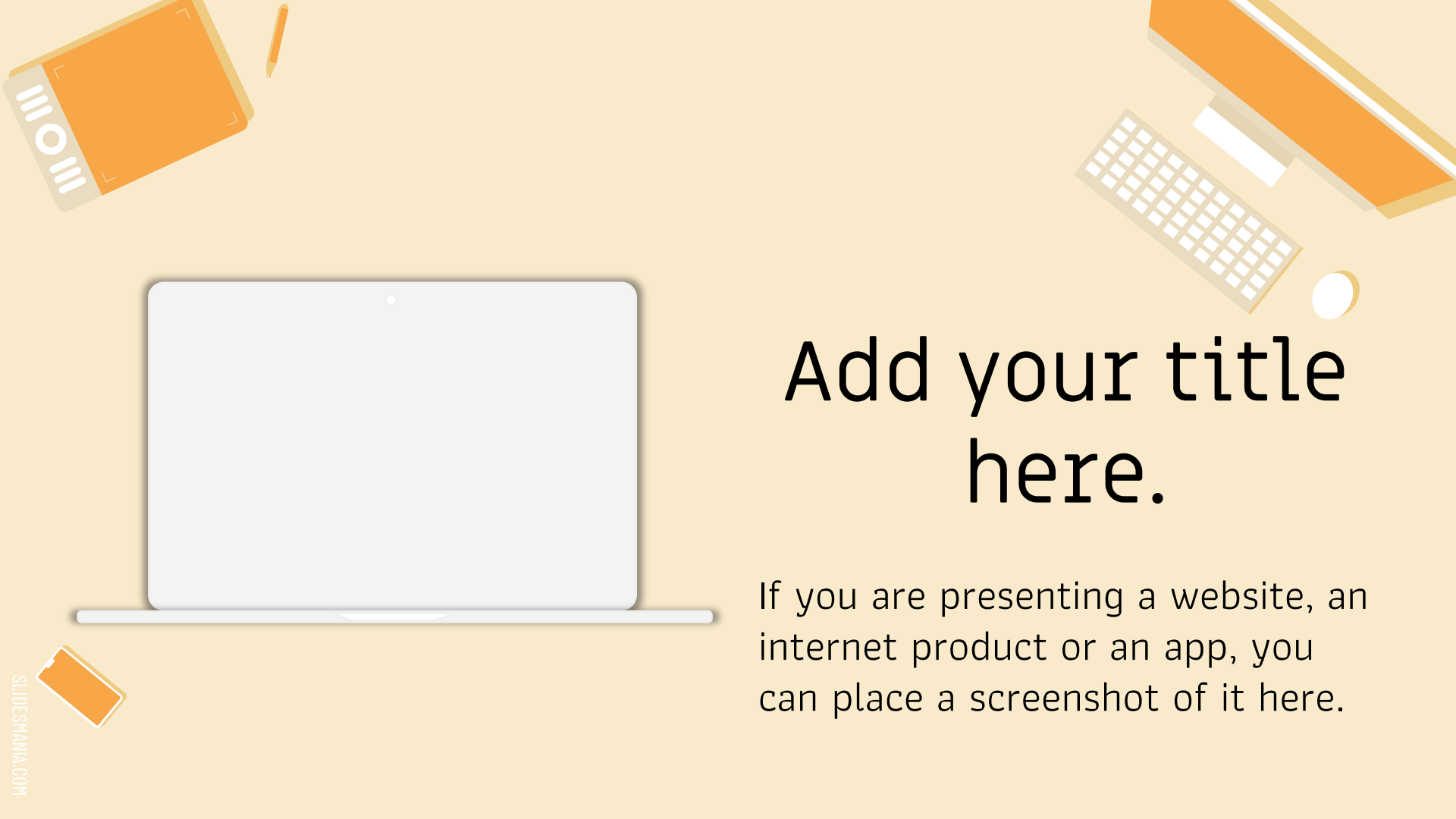
Lorem ipsum dolor
sit amet,
consectetuer
adipiscing elit.
Aenean commodo
ligula eget dolor.

2015

Lorem ipsum dolor
sit amet,
consectetuer
adipiscing elit.
Aenean commodo
ligula eget dolor.

2020

Lorem ipsum dolor
sit amet,
consectetuer
adipiscing elit.
Aenean commodo
ligula eget dolor.

A top-down illustration of a desk setup. In the center is a silver laptop with a blank white screen. To the top left is an orange notepad with a pencil. To the top right is a computer monitor, keyboard, and mouse. To the bottom left is a small orange rectangular object. The background is a solid light orange color.

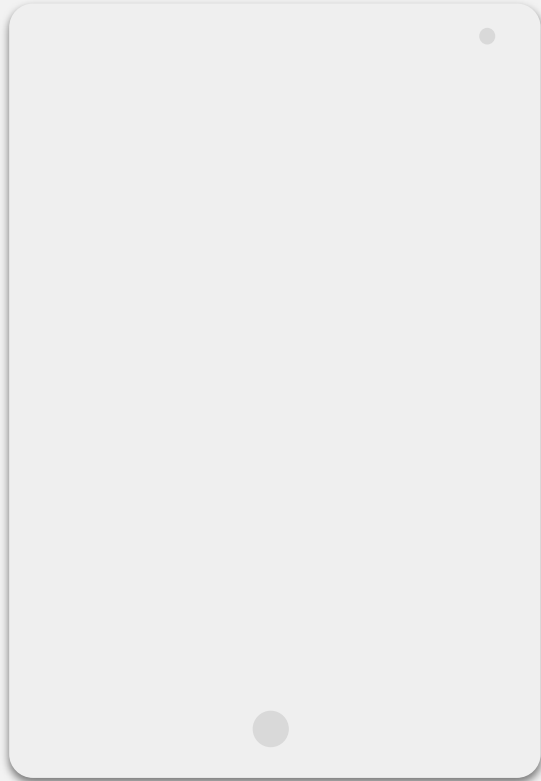
Add your title here.

If you are presenting a website, an internet product or an app, you can place a screenshot of it here.




Add your title here.

If you are presenting a website, an internet product or an app, you can place a screenshot of it here.



Thank you!



Editable Icons



Fonts used: Athiti
and Miriam
Libre



Credits

Presentation Template: SlidesMania

Images: Unsplash

Please keep this slide or mention us and the other resources used in the footer of a slide.



Free themes and templates for
Google Slides or **PowerPoint**

NOT to be sold as is or modified!

Read [FAQ](https://slidesmania.com/faq) on slidesmania.com

Sharing is caring!

