

# Harford County Office of Drug Control Policy

## 2025 CRRF Community Input



**Barbara Richardson**  
Director

**Bob Cassilly**  
County Executive

# Housing and Community Services



*"DHCS works daily to meet the needs of Harford County residents... We work with federal, state, local non-profit and private agencies to ensure our community continues to evolve, and we remain focused on the best possible services for our citizens and county."*

Housing & Community  
Development

Harford Transit Link

Office on Aging

Office of Children, Youth &  
Families

Office of Disability Services

Office of Drug Control Policy

Human Relations Commission\*

Southern County Task Force\*

Volunteer Harford\*

Commission on Disabilities\*

Commission for Women\*

Youth Commission\*





# Office of Drug Control Policy



**The Office of Drug Control Policy (ODCP)** is the County's leading Prevention Agency, working daily to create a drug free Harford County. Employees provide prevention and education outreach, support to treatment providers monitoring and reporting activities, coordination of government agencies and non-profit organizations to address substance use, and support for Harford County's Specialty Courts. Furthermore, ODCP strives to continuously improve the network of available services for Harford County citizens to ensure efficiency and effectiveness.



**Mission Statement:** To promote and provide prevention services through strategies utilizing the resources of public/private agencies and citizens.



# Harford County CRRF



# Harford CRRF- Roadmap





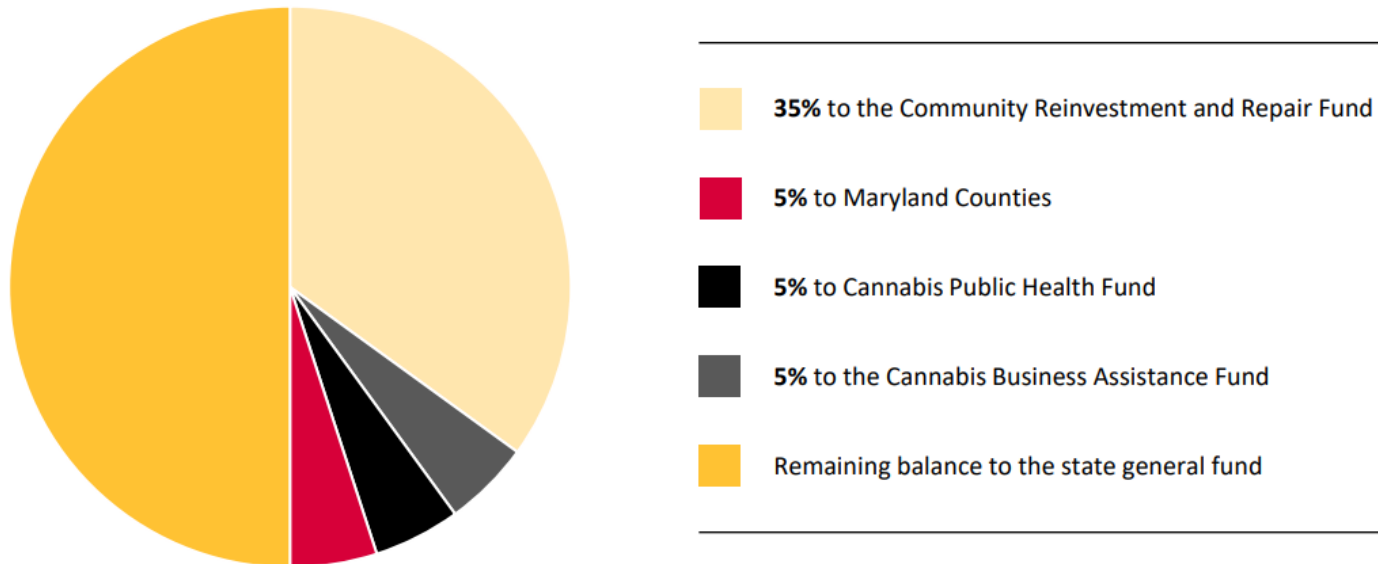
Table 2: Harford County Proportion of Cannabis Charges (July 1, 2002 - January 1, 2023)

Rank	County	Number of Charges	Proportion
1	Baltimore City	77,485	30.63%
2	Baltimore (County)	38,806	15.34%
3	Prince Georges	28,900	11.42%
4	Anne Arundel	17,701	7.00%
5	Montgomery	14,515	5.74%
6	<b>Harford</b>	<b>8,553</b>	<b>3.38%</b>
7	Charles	7,305	2.89%
8	Frederick	7,128	2.82%
9	Howard	6,802	2.69%
10	Wicomico	5,923	2.34%
11	Washington	5,169	2.04%
12	Carroll	5,030	1.99%
13	Calvert	3,984	1.57%
14	St. Mary's	3,580	1.42%
15	Cecil	3,493	1.38%
16	Worcester	3,083	1.22%
17	Dorchester	2,969	1.17%
18	Allegany	2,638	1.04%
19	Queen Annes	2,128	0.84%
	Caroline	2,121	0.84%
20	Talbot	1,922	0.76%
21	Somerset	1,394	0.55%
22	Kent	1,267	0.50%
23	Garrett	1,065	0.42%
<b>Maryland (Statewide)</b>		<b>252,961</b>	<b>100%</b>

► “The CRRF provides funding to local jurisdictions to support community-based initiatives that benefit low-income communities and communities that have been disproportionately impacted by the enforcement of cannabis prohibition”



## How Maryland Distributes Cannabis Tax Revenue



*\*As established in statute*

Slide Courtesy Of: Maryland Office of Social Equity



## Disproportionately Impacted Areas Based on Maryland Cannabis Charge Data

*Zip codes with cannabis charges exceeding 150% of the 10-year state mean, by county (150% of state mean: 250, 10-year period: 2013-2022)*

Jurisdiction	Number of zip codes	List of zip codes
Allegany	1	21502
Anne Arundel	8	21060, 21061, 21113, 21122, 21144, 21225, 21401, 21403
Baltimore City	19	21201, 21202, 21205, 21206, 21207, 21212, 21213, 21214, 21215, 21216, 21217, 21218, 21223, 21224, 21225, 21229, 21230, 21231, 21239
Baltimore County	15	21117, 21133, 21136, 21206, 21207, 21208, 21220, 21221, 21222, 21227, 21228, 21234, 21236, 21237, 21244
Calvert	1	20657
Carroll	1	21157
Cecil	1	21921
Charles	3	20601, 20602, 20603
Dorchester	1	21613
Frederick	3	21701, 21702, 21703
Harford	3	21001, 21009, 21040
Howard	2	21044, 21045
Montgomery	5	20874, 20877, 20902, 20904, 20906
Prince George's	18	20705, 20706, 20707, 20708, 20721, 20735, 20743, 20744, 20745, 20746, 20747, 20748, 20772, 20774, 20782, 20783, 20784, 20785
Somerset	1	21853
St. Mary's	1	20653
Talbot	1	21601
Washington	1	21740
Wicomico	2	21801, 21804
Worcester	1	21811
<b>Total</b>	<b>85</b>	

*Counties that did not exceed threshold: Caroline, Garrett, Kent, Queen Anne's*





Community Reinvestment and Repair Fund (CRRF) Distribution by County				
Jurisdiction	CRRF Distribution Percentage	FY24 CRRF Distributions	FY25 CRRF Distributions	Total
Allegany County	1.043%	\$ 543,345.80	\$ 460,826.98	\$ 1,004,172.78
Anne Arundel County	6.998%	\$ 3,645,854.44	\$ 3,092,152.46	\$ 6,738,006.90
Baltimore County	15.341%	\$ 7,992,826.83	\$ 6,778,942.92	\$ 14,771,769.75
Baltimore City	30.631%	\$ 15,959,495.62	\$ 13,535,700.46	\$ 29,495,196.08
Calvert County	1.575%	\$ 820,579.85	\$ 695,957.04	\$ 1,516,536.89
Caroline County	0.838%	\$ 436,859.92	\$ 370,513.28	\$ 807,373.20
Carroll County	1.988%	\$ 1,036,023.27	\$ 878,680.69	\$ 1,914,703.96
Cecil County	1.381%	\$ 719,449.16	\$ 610,185.21	\$ 1,329,634.37
Charles County	2.888%	\$ 1,504,602.39	\$ 1,276,095.92	\$ 2,780,698.31
Dorchester County	1.174%	\$ 611,521.48	\$ 518,648.71	\$ 1,130,170.19
Frederick County	2.818%	\$ 1,468,145.90	\$ 1,245,176.15	\$ 2,713,322.05
Garrett County	0.421%	\$ 219,356.81	\$ 186,042.74	\$ 405,399.55
Harford County	3.381%	\$ 1,761,651.50	\$ 1,494,106.54	\$ 3,255,758.04
Howard County	2.689%	\$ 1,401,000.04	\$ 1,188,227.84	\$ 2,589,227.88
Kent County	0.501%	\$ 260,962.52	\$ 221,329.72	\$ 482,292.24
Montgomery County	5.738%	\$ 2,989,637.71	\$ 2,535,596.46	\$ 5,525,234.17
Prince George's County	11.425%	\$ 5,952,499.50	\$ 5,048,483.49	\$ 11,000,982.99
Queen Anne's County	0.841%	\$ 438,301.70	\$ 371,736.08	\$ 810,037.78
St. Mary's County	1.415%	\$ 549,095.94	\$ 813,655.59	\$ 1,362,751.53
Somerset County (1)	0.551%	\$ 475,393.07	\$ 55,242.58	\$ 530,635.65
Talbot County	0.760%	\$ 395,872.12	\$ 335,750.35	\$ 731,622.47
Washington County	2.043%	\$ 1,064,652.95	\$ 902,962.32	\$ 1,967,615.27
Wicomico County	2.341%	\$ 1,219,953.44	\$ 1,034,677.08	\$ 2,254,630.52
Worcester County	1.219%	\$ 635,001.94	\$ 538,563.13	\$ 1,173,565.07
<b>TOTAL</b>		<b>\$ 52,102,083.92</b>	<b>\$ 41,069,523.11</b>	<b>\$ 96,291,337.66</b>

Slide Courtesy Of: Maryland Office of Social Equity



# 2025 Harford CRRF Report

# Methodology

The Harford County Department of Housing and Community Services is committed to the process of providing a forum for community input to ensure a clear insight from local, affected communities.

In providing these forums, the county, with the support of the State of Maryland, acknowledge the lasting impact of these disproportionalities by providing a place for residents to be heard and the intention to promote change through growth.

The Maryland Office of Social Equity CRRF Survey yielded responses from 54 individuals. In order to promote a greater understanding of community, interests related to CRRF, the Harford County Department of Housing and Community Services' Office of Drug Control Policy developed a supplemental survey which yielded responses from 159 individuals.



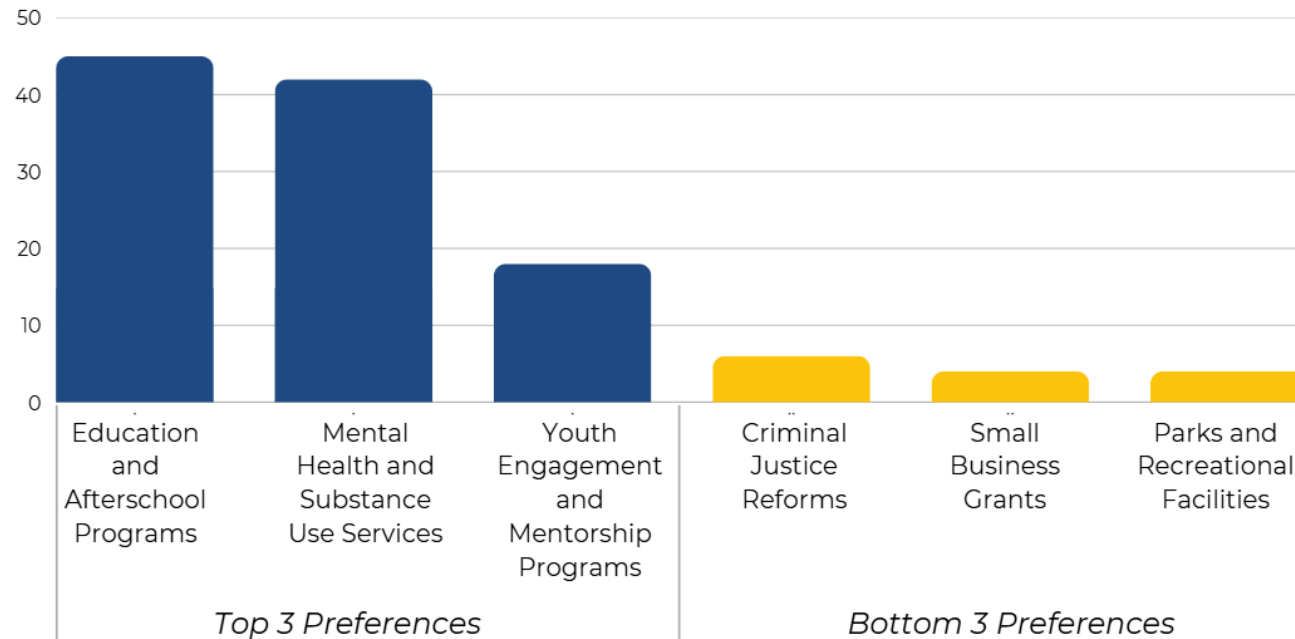
**HARFORD COUNTY  
COMMUNITY REINVESTMENT  
& REPAIR FUND (CRRF)**

**SURVEY REPORT**

**May 20, 2025**



# Harford County Preferences for Community Reinvestment and Repair Funding



Information reflective of respondents highest ranked preferences





# FY26 Harford CRRF Awardees

# Awardees




Organization	Amount Awarded	Project
The HOPE Center of Maryland, Inc.	\$40,000	Feeding Community
Linking All So Others Succeed (LASOS)	\$69,718	Cultivate
Zeta Phi Beta Sorority	\$23,800	Project Z-HOPE
HCPS: Old Post Rd. ES	\$12,458	Old Post Road Elementary School Student Enrichment Fund
HCPS: Joppatowne High School & Magnolia Middle School	\$80,000	boys2MEN mentoring program for students in grades 6-12.
HCPS: Edgewood Middle School	\$25,960	Striving for Greatness
Chosen Community Development Corporation	\$80,000	The Chosen to RISE: Next Gen Entrepreneur Academy
Boys & Girls Club of Harford & Cecil Counties	\$24,000	Up Next Work Based Learning Program
N-Step: New Service Training Employment Program, Inc.	\$65,455	N-STEP & Hosanna School Museum: Innovating History to Inspire Harford Youth
Discovery Center at Water's Edge	\$78,600	Afterschool STEM Enrichment Program
The Char Hope Foundation, Inc.	\$20,000	Rooting for Recovery's Job Training and Workforce Development Program.
LIVEFORTHOMAS Foundation, Inc.	\$11,600	Suicide Awareness & Prevention
Felicia Hopkins/Youth Enrichment Society	\$23,234	Exploring the Great Outdoors of Harford County: Disconnect and Reconnect with nature.
<b>TOTAL</b>	<b>\$554,825</b>	

## **Harford Education and Reinvestment Trust (HEART) Block Grant**

The purpose of the HEART Grant is to provide funding to Harford County Public Schools to implement and promote restorative community development for youth in-line with allowable uses of the fund. These funds are provided in addition to the CRRF competitive grants and may be used to expand existing efforts or to pursue new strategies.

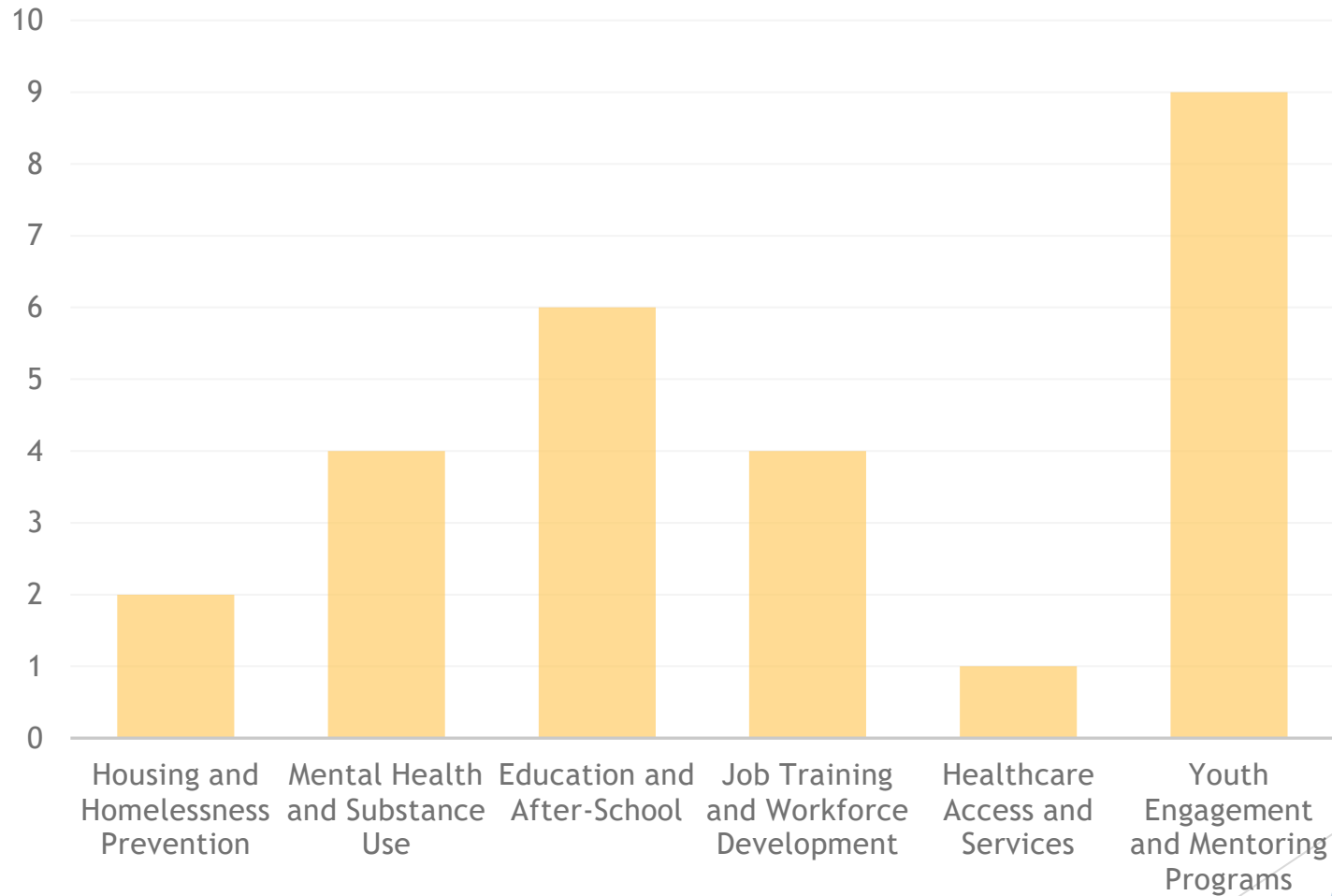
## **CRRF Discretionary/Priority Initiatives**

The Harford County Dept. of Parks and Rec in collaboration with DHCS, provided a summer camp to adolescents in Edgewood at no cost to attendees.





# CRRF Framework Funded Areas



(DUPLICATION) AWARDEES ENCOMPASS MULTIPLE FRAMEWORK INITIATIVES





# 2026 Changes



## MD Code, Alcoholic Beverages and Cannabis, § 1-3A-03

(5) **The Fund consists of:**

- (i) sales and use tax revenue distributed to the Fund under § 2-1302.2 of the Tax--General Article;
- (ii) conversion fees paid by businesses under § 36-403 of this article; and
- (iii) any other money from any other source accepted for the benefit of the Fund, in accordance with any conditions adopted by the Comptroller for the acceptance of donations or gifts to the Fund.

(6) **(i) The Fund may be used only for:**

- 1. funding community-based initiatives intended to benefit low-income communities, including:
    - A. behavioral health crisis response services;**
    - B. education and after-school programs;**
    - C. truancy and absenteeism intervention programs;**
    - D. housing and homelessness prevention initiatives;**
    - E. transportation improvements in high-density areas that have public transportation;**
    - F. job training and workforce development programs;**
    - G. community childcare and recreational services; and**
    - H. programs that benefit individuals and families impacted by incarceration;**
  - 2. funding community-based initiatives that serve disproportionately impacted areas, as defined in § 36-101 of this article; and
  - 3. any related administrative expenses incurred by a local government in administering the funds that do not exceed 15% of the funds received in the fiscal year.
- (ii) Money may not be expended from the Fund for law enforcement agencies or activities.
- (iii) Money expended from the Fund is supplemental to and may not supplant funding that otherwise would be appropriated for preexisting local government programs.



# Changes for 2026

On or before October 1st, 2026, (and each October 1st thereafter) Harford County shall submit a report to the OSE regarding:

1. The amount of funds received from the fund;
2. Organizations that received funding;
3. Methods used to solicit, review, and select organizations that may be eligible for funding; and
4. Administrative expenses related to the county's administration and distribution of the funds.



# Strategies to Address Jurisdictional Challenges

In addition to overseeing the fund, ODCP will continue to identify strategies to address and prioritize the following jurisdictional challenges:

1. **Public Health Concerns**
2. **Social Equity**
3. **Public Perception and Social Impact**

In FY26, ODCP will also prioritize the following:

1. **Community Involvement:** Continue engaging with the community through input sessions and surveys to ensure funds are used according to community needs.
2. **Accessibility:** Improve survey outreach to increase participation across all demographics, considering that email was the most common way people found out about the survey.
3. **Restoring Communities Impacted by Cannabis Prohibition:** Identify initiatives to address the negative impacts of past cannabis criminalization.
4. **Monitor Changing Perceptions:** Stay informed on the evolving public perceptions of cannabis to adapt funding strategies and address community concerns effectively.



# Application Process



# Timeline

**October – December  
2025**

**Survey and Input  
Sessions**

**Early  
2026**

**NOFA  
Release**

**Early  
Spring  
2026**

**Applications  
Due**

**Spring  
2026**

**Review**

**Early  
Summer  
2026**

**Awards  
Announcements**



## Eligible Applicants:

- A. Eligible applicants must serve Harford County residents
- B. Nonprofit organizations with IRS 501(c)(3) or 501(c)(6) status
- C. Faith based organizations (non-religious purposes)
- D. For-Profit Organizations

## Ineligible Applicants:

- A. Law Enforcement Agencies
- B. Organizational funding that otherwise would be appropriated for preexisting local government programs.



# Step 1: Create your eCivis Portal account (if you do not already have one)

<https://portal.ecivis.com/#/login>

## Welcome to the Portal



This service provided by eCivis makes it possible for interested parties to save, collaborate, and apply for solicitations.

Login, or create a free account to start.



(Minimum 8 chars, alphanumeric with symbol(s))

Portal Login

Grants Network® Login

[Forgot Password?](#)

[Don't have an account?](#)

[Create an account](#)

**eCivis Grants Network user?**

Use your existing login above and the Grants Network® Login button.






## Step 2: Visit the Harford County Grants Portal


<https://www.harfordcountymd.gov/3065/Grants-Portal>

A screenshot of the Harford County Grants Portal website. The page features a dark blue header with navigation links: GOVERNMENT, PUBLIC SAFETY, DOING BUSINESS, LIVING HERE, and HOW DO I... A search bar is located on the right. Below the header is a large banner image of a modern brick building with a glass facade. On the left side of the banner, there is a vertical menu with links: Agency Listing, Transportation, Grants Portal, COVID 19 Facts and Information, Mental Health Resources, and Resource Guide. The main content area on the right displays the "Grants Portal" title, a breadcrumb trail (Home &gt; Government &gt; Departments &gt; Housing &amp; Community Services &gt; Grants Portal), and a paragraph explaining that Harford County Government actively pursues grant funding from a variety of sources as part of a mixed-funding approach to support programs that serve the public. It also mentions that County awarded grant funds address a wide variety of needs in the community, including housing assistance, food insecurity, transportation, and critical programs for youth, individuals of differing abilities, and seniors. At the bottom, it states that Harford County Government partnered with eCivis to provide a portal for nonprofit organizations to apply and manage their grant applications, with a link to "Please click here to view current grants."



# Step 3: Click the CRRF Application under Housing and Community Services

[Home](#)



## Harford County

Programs available for Solicitation

Display Closed Solicitations: ☐

Economic Development

Solicitation Name	Application Start Date	Application End Date
<a href="#">Harford County EDOF Loan</a>	01/01/2024	

Economic Development ARM

Solicitation Name	Application Start Date	Application End Date
<a href="#">Ag Start Up &amp; Expansion Grants</a>	10/15/2025	12/01/2025


\* Euna Grants is not responsible or liable for user-generated content.


Grants Network® Home

[License Agreement](#)  
Copyright © 2025 Euna Grants. All rights reserved.



## Step 4: Click the “Apply” button on the solicitation page, then log in to your eCivis account

[Home](#)



### Harford County

Harford County EDOF Loan

[Apply](#)

Overview

Eligibility

Financial

Contact

Files

ID:	N/A
Title:	Harford County EDOF Loan
Application Start Date:	01/01/2024
Application End Date:	N/A
CFDA/ALN:	N/A
Reference URL:	

**Summary:**

The Economic Development Opportunity Fund Loan provides funding to small businesses in Harford County to support their overall growth through capital investment, job creation, and retention. These loans:

- Provide funding up to \$200,000 through flexible terms
- Are eligible for, but are not limited to, building and land purchases, renovations, technology upgrades, or equipment purchases
- Can be used in conjunction with other lending institutions through gap financing and partnership
- Require collateral exceptions may be made for loans less than \$10,000

\* Euna Grants is not responsible or liable for user-generated content.



# We want to hear from YOU!

2026 Harford County Community  
Reinvestment and Repair Fund  
Survey





# 2026 Allowable Uses

- A. BEHAVIORAL HEALTH CRISIS RESPONSE SERVICES;**
- B. EDUCATION AND AFTER-SCHOOL PROGRAMS;**
- C. TRUANCY AND ABSENTEEISM INTERVENTION PROGRAMS;**
- D. HOUSING AND HOMELESSNESS PREVENTION INITIATIVES;**
- E. TRANSPORTATION IMPROVEMENTS IN HIGH-DENSITY AREAS THAT HAVE PUBLIC TRANSPORTATION;**
- F. JOB TRAINING AND WORKFORCE DEVELOPMENT PROGRAMS;**
- G. COMMUNITY CHILD CARE AND RECREATIONAL SERVICES; AND**
- H. PROGRAMS THAT BENEFIT INDIVIDUALS AND FAMILIES IMPACTED BY INCARCERATION;**



# Contact Information

Phone	410-638-3333
Email	<a href="mailto:ODCP@harfordcountymd.gov">ODCP@harfordcountymd.gov</a>
Technical Assistance	<a href="mailto:acapurso@harfordcountymd.gov">acapurso@harfordcountymd.gov</a>
Website	<a href="https://www.harfordcountymd.gov/3872/Community-Reinvestment-Repair-Fund">https://www.harfordcountymd.gov/3872/Community-Reinvestment-Repair-Fund</a>
Department	Office of Drug Control Policy
Administrator	Marcus D. Webster II



**THANK YOU!**